



EZBRA BREAST DRESSING

HOW TO USE EZBRA

IT'S EASIER TO APPLY EZBRA IN FRONT OF A MIRROR



WATCH VIDEO BEFORE APPLYING EZBRA

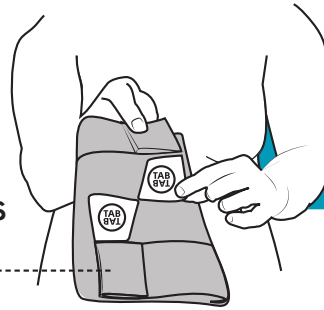
EZBRA.NET/IFU/

EZbra® Breast Dressing features VELCRO® Brand fasteners.

INSTRUCTIONS FOR USE
AW004 REV04
NOV 2018

1. WATCH USER GUIDE

WWW.EZBRA.NET/IFU/



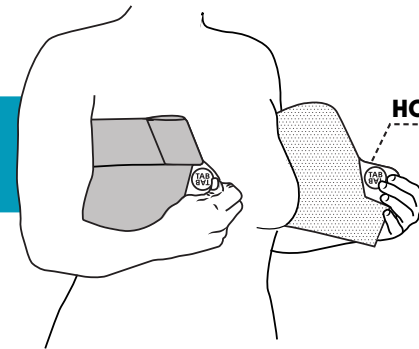
KEEP FLEX-BANDS FOLDED

2. DETACH

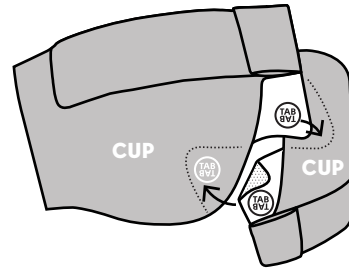
Both Tabs

3. SECURE

EZbra gently under your arms



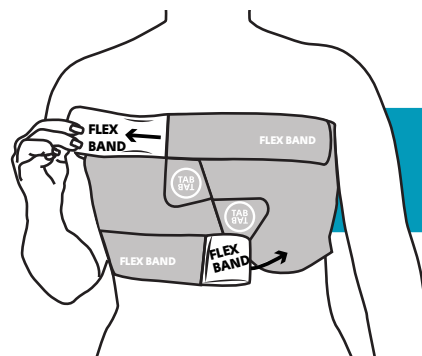
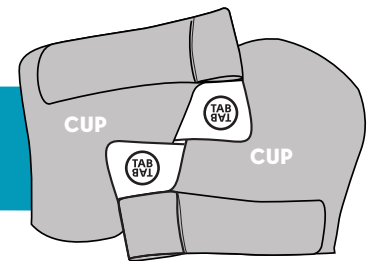
HOLD BOTH TABS



4. FASTEN TABS

Attaching each to the opposite cup

ENSURE BOTH TABS ARE IN SAME POSITION AS STARTED



5. OPEN

Both folded Flex-Bands and attach to fit

6. ADJUST

Longer Flex-Bands tightening each side, above and below breast

